

**TRAIL EXHAUST  
MANIFOLD PROTECTION**  
Ref.: 2AD090A129



**Assembly Booklet / Paper collection**  
Livret de montage / Collecte de papier



**Mini Zip Bag / Plastic collection**  
Mini sac zip / Collecte de plastique



**Box / Paper collection**  
Boîte / Collecte de papier



**Carton Separator / Paper collection**  
Séparateur de cartons / Collecte de papier



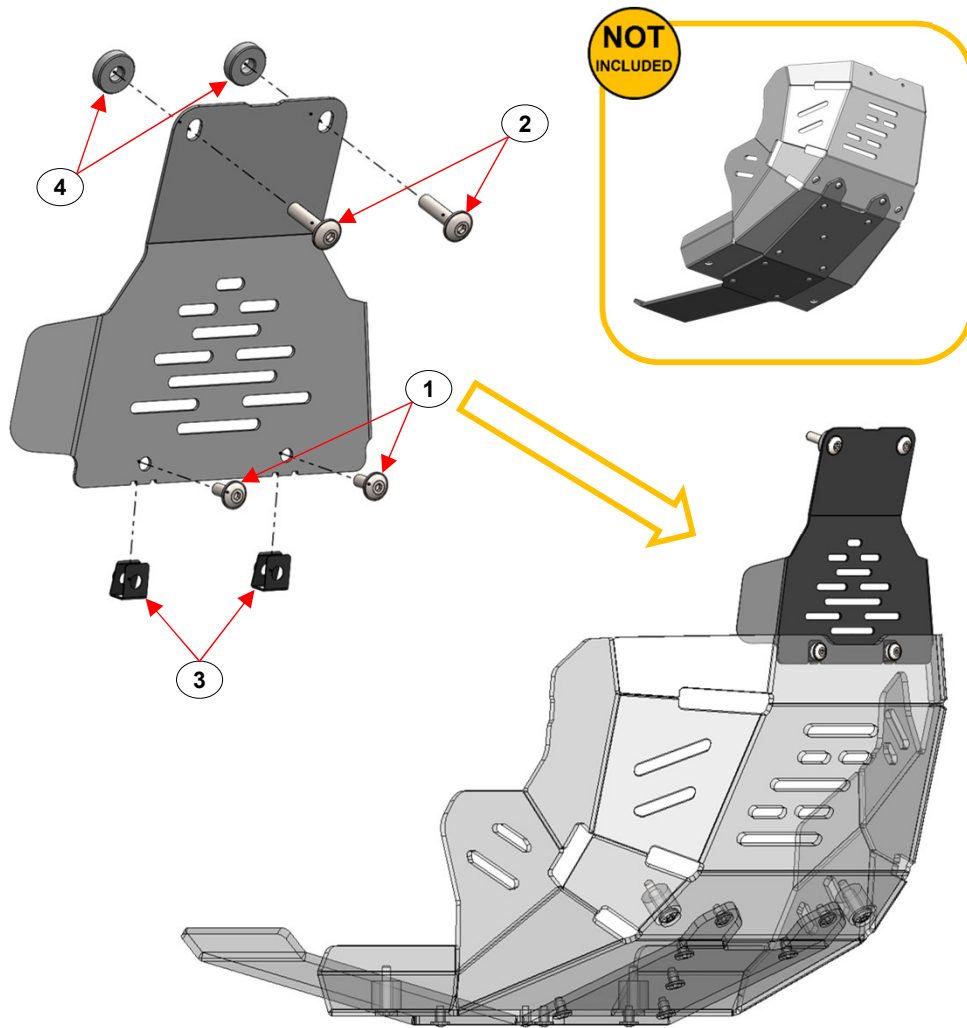
**Card Header / Paper collection**  
Carte d'en-tête / Collecte de papier



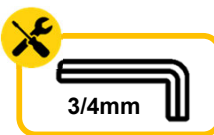
**Plastic Bag Cover / Plastic collection**  
Couverte de sac en plastique / Collecte de plastique



# ASSEMBLY SEQUENCE / INSTRUÇÃO DE MONTAGEM



**NOT INCLUDED**


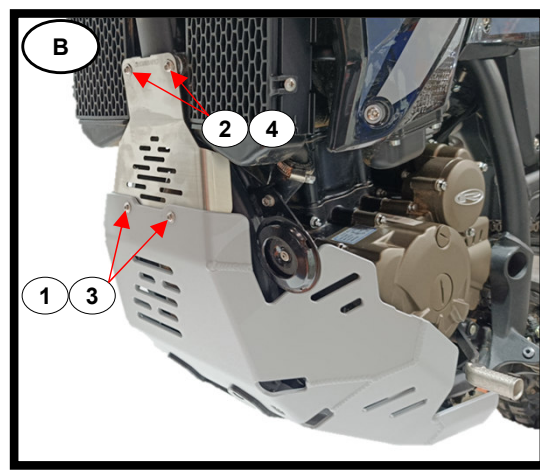



| N.m       | M4  | M5  | M6  | M8  | M10  | M12  |
|-----------|-----|-----|-----|-----|------|------|
| STEEL     | 8.8 | 2.7 | 5.5 | 9.7 | 23.0 | 47.0 |
| STAINLESS | A2  | 2.6 | 5.1 | 8.7 | 21.2 | 42.0 |
| STEEL     |     |     |     |     |      |      |

|                 |                                           |                                 |                |
|-----------------|-------------------------------------------|---------------------------------|----------------|
| 4               | Casquilho AL / Aluminum Bushing           | Ø18xØ6,5x5mm - HCQ010030        | 2              |
| 3               | Mola Friso / Stainless Steel Clip         | M5                              | 2              |
| 2               | Parafuso com FA / Screw with Washer False | M6x25 FA ISO7380 A2             | 2              |
| 1               | Parafuso com FA / Screw with Washer False | M5x12 FA ISO7380 A2             | 2              |
| <b>ITEM Nº:</b> | <b>COMPONENTE (COMPONENT):</b>            | <b>DESCRIÇÃO (DESCRIPTION):</b> | <b>QUANT.:</b> |

ACESSÓRIOS (ACCESSORIES)

# TRAIL EXHAUST MANIFOLD PROTECTION



- English:**
- Remove OEM screw marked on the photo.
- Français:**
- Retirez le vis OEM indiquée sur la phot.
- Português:**
- Remover parafuso OEM marcado na foto.

- English:**
- Mount Protection according to the assembly instruction.
- Français:**
- Monter la Protection selon les instructions de montage.
- Português:**
- Montar a Proteção de acordo com a instrução de montagem.

- English:**
- Torque all screws to the correct value.
- Français:**
- Torque toutes les vis avec le bonne valeur.
- Português:**
- Apertar todos os parafusos com o valor correto de torque.